

Live your dream

Student material



World of School

www.pelikan.com/kids



Edition I

- Time travel of mankind: Hunter-gatherers – Neolithic Age
- My interests: Thoughts on the future –
How I can find my dream job and what I can do to find it
- You and me: Exploring one's own learning environment

Material for
students 8
years and
older

for
students
only

The past,
the present and the
future of work life
and dream jobs

The Pelikan Project “Live your dream”

Live your dream

Each school day is a small step
to your dream job





Dear student,

You have probably already thought about what you would like to be one of these days: Maybe a football player, a policeman, or a doctor? A pilot, a mechanic, or a teacher? Whatever job you plan on taking, Pelikan wants to assist you in finding your dream job.

Your special skills can help you now already in finding a job later on. So you should be interested in technical things, if you want to fix cars one of these days; or you keep fit, because you want to become a football player. Apart from that, there are many other interesting ways to find your dream job. The new teaching material from Pelikan “Live your dream”, will accompany you.

This way you will learn things about how jobs developed, you will learn to better understand your own interests and skills, and you will realize what consequences the work of machines can have for mankind. Also, it has to do with the exploring of workplaces and the testing of products, and of course about the question, what jobs could be interesting for you.

We wish you a lot of fun and success on your journey of finding your very own dream job!

Your Pelikan-Team



Symbol Explanation



Information text



Do exercise



Line to write on



*Talk about a topic –
Exchange ideas*



*Think about a topic –
Reflect*



Do crafts




I like it



I don't like it



*Present the results
in front of the class/group*



Content

Time travel of mankind

Topics you will find here:

- 10,000 years ago [hunter-gatherers]
- 10,000 years ago [Neolithic Age]



My interests

We will think about the following:

- Thoughts on the future: How I can find my dream job and what I can do to find it



You and me

Main focus:

- Exploring one's own learning environment



Time Travel of mankind



This is how hunters and gatherers may have looked in the Stone Age, re-enactment

10,000 years ago – hunter-gatherers



10,000 years ago there were no jobs, but they still had work to do: The people of the Stone Age gathered everything they could use and eat in their environment. Like plants, fruits, seeds, roots, and mushrooms. As hunters, they travelled around looking for meat. They hunted animals and made their clothing and tools from them, as well. Everyone had to be able to do everything!


Talk about it:



- Why did everyone have to be able to do everything in the Stone Age?
- Would a life like back then, be possible today?
- What do people have to be able to do nowadays?



Time Travel of mankind



10,000 years ago – Neolithic Age



The people of the Stone Age developed. Soon they noticed that some were better at hunting than others. Some were also better in making tools than others. The first “jobs” developed, like hunter and toolmaker. When the people back then began breeding stock and farming, further “jobs” were added. Soon people also worked as merchants, and not everyone had to be able to do everything any more. Scientists call this the Young Stone Age or the “Neolithic Age”.

Do you need more paper to write on?

You can have it from your teacher

Answer the following questions and present your answers



- What advantages does the development of jobs have?
- Can you imagine what other jobs might have developed in the Stone Age?
- Do new jobs develop still today? Which ones could these be?





Thoughts on the future: How I can find my dream job and what I can do to find it

Imagine!



You might have already thought about what you would like to be one of these days. This page should help you make a profile of your dream job (next page). The following questions, thoughts and sources of information might help you:

- Did you ever interview anyone who might be able to give you information about your dream job?
- You have been interested in your dream job
 - for a while now.
 - since just recently.
- How did you find out about your dream job?
 - From the media (television, Internet)
 - From a friend
 - Made my own experiences (through a past time, hobby or the like)
 - _____

Looking for
more information
about your
dream job?



Here you will find further information about almost all jobs:

- <http://berufenet.arbeitsagentur.de>
(Local address for job center)



Profile of my dream job

This ist the place to paint your dream job

My dream job is: _____


This is the place to paint your dream job:

Image description – This is how I imagine my dream job to be:





I came up with this job, because



What school-leaving qualification is required?



I should have good grades in the following subjects:

These hobbies fit to my dream job:

I should also spend time doing:

There are other jobs I am interested in:

This is what my friends say about my dream job:

This is what my parents say about my dream job:



Interview on the job:



Explore the living environment:

On the search of a dream job, taking a look at the work of others can help. Maybe you have a friend you can visit at work. An interview also helps to get information about a job:

Explore the
living envi-
ronment

What do you especially like about your job?




What do you not like about your job?



Why did you choose this job?

What can one do to be able to work in this job later on?





What school-leaving qualification do you need for this job?



Is it your dream job?

- Yes, it is, because
- No, it isn't, because

If *not*, then what other dream job did you used to have?

If *not*, then why were you not able to get your dream job?

Is the job suitable for both boys and girls?

- Yes
- No

If *not*, why not?

I still have this question:

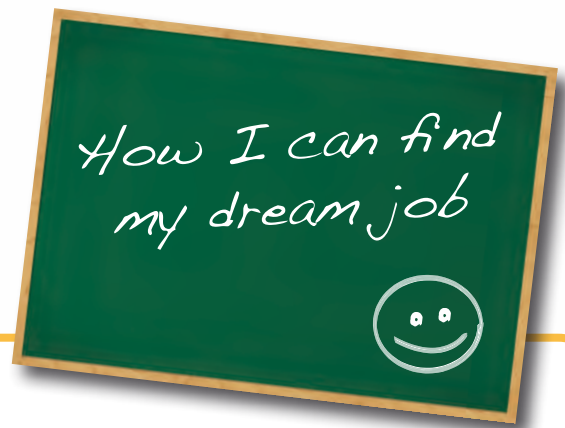

Thank you very much for this interview!



Collect, consider, and talk about it:

Results

- Collect your information for the others on a flip chart or poster
- Present your work to the class and talk about this job!
- Consider, whether this job could be an option for others, as well.





A game for the whole class: Job guessing

Preparation



After everyone has presented a job, you will have a lot of new information on jobs that you can use for a game. Come up with a typical movement for your job, you can present without speaking.



Job guessing

One group begins presenting the typical movement of their chosen job and the other groups may ask questions in turn (here everyone in the group should have a turn) and the presenting group may only answer these questions with “yes” or “no”.

For every “yes”, the group that asked the question gets a point.

When the right job is guessed, the presenting group shows the secret page with the job written on it as proof. Now it is the next groups turn to present their job.




Object of the game

The game is over when each group has presented their job. The group with the most points wins the game.





Live your dream



Copying template “Writing paper”



A large rectangular area with rounded corners, outlined in orange. It contains 20 horizontal orange lines for writing, starting from the top line and extending down to the bottom of the page.

