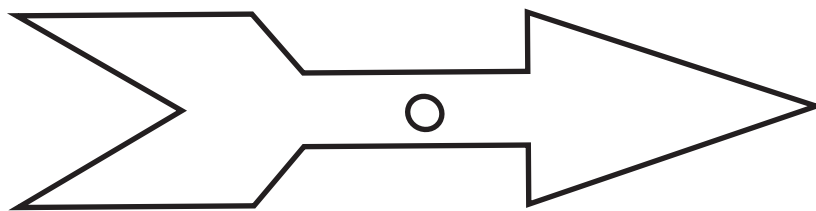
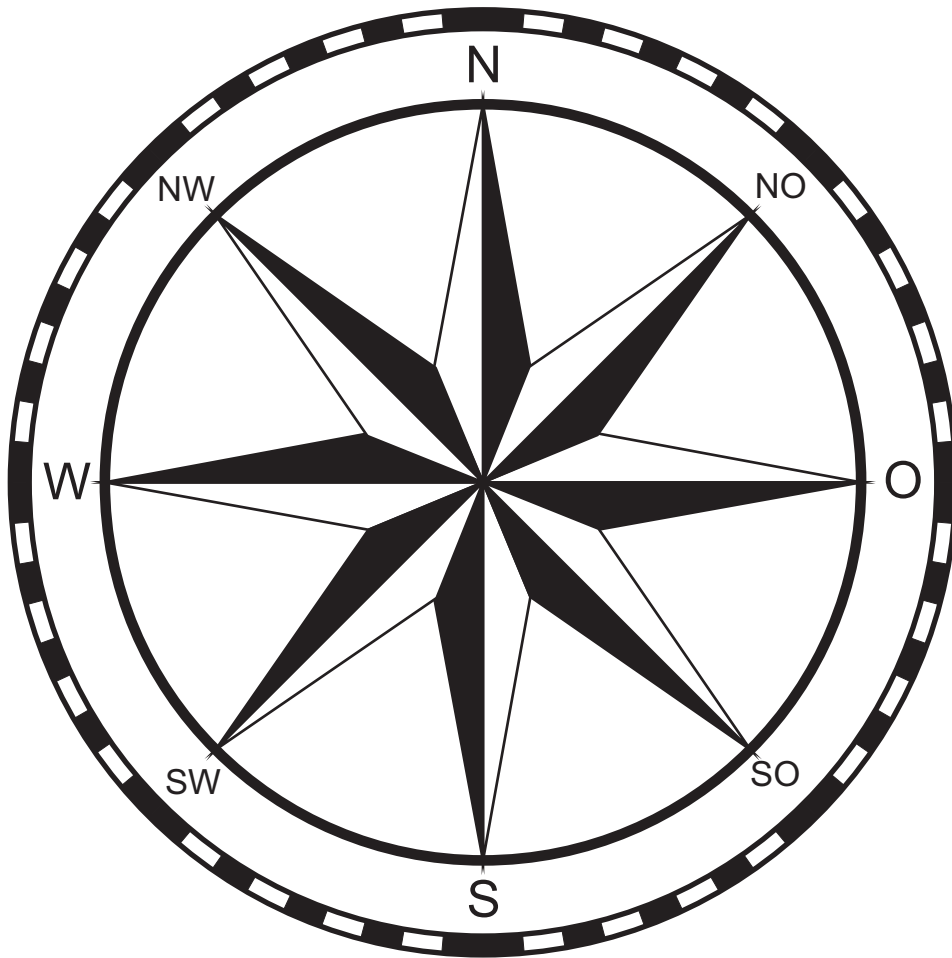
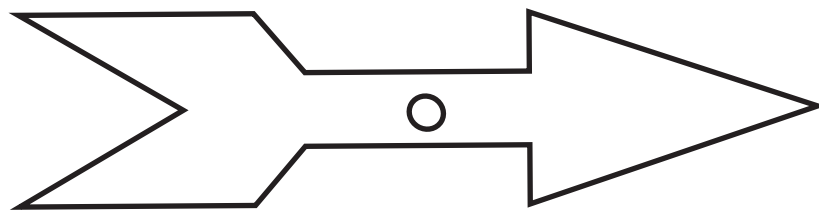
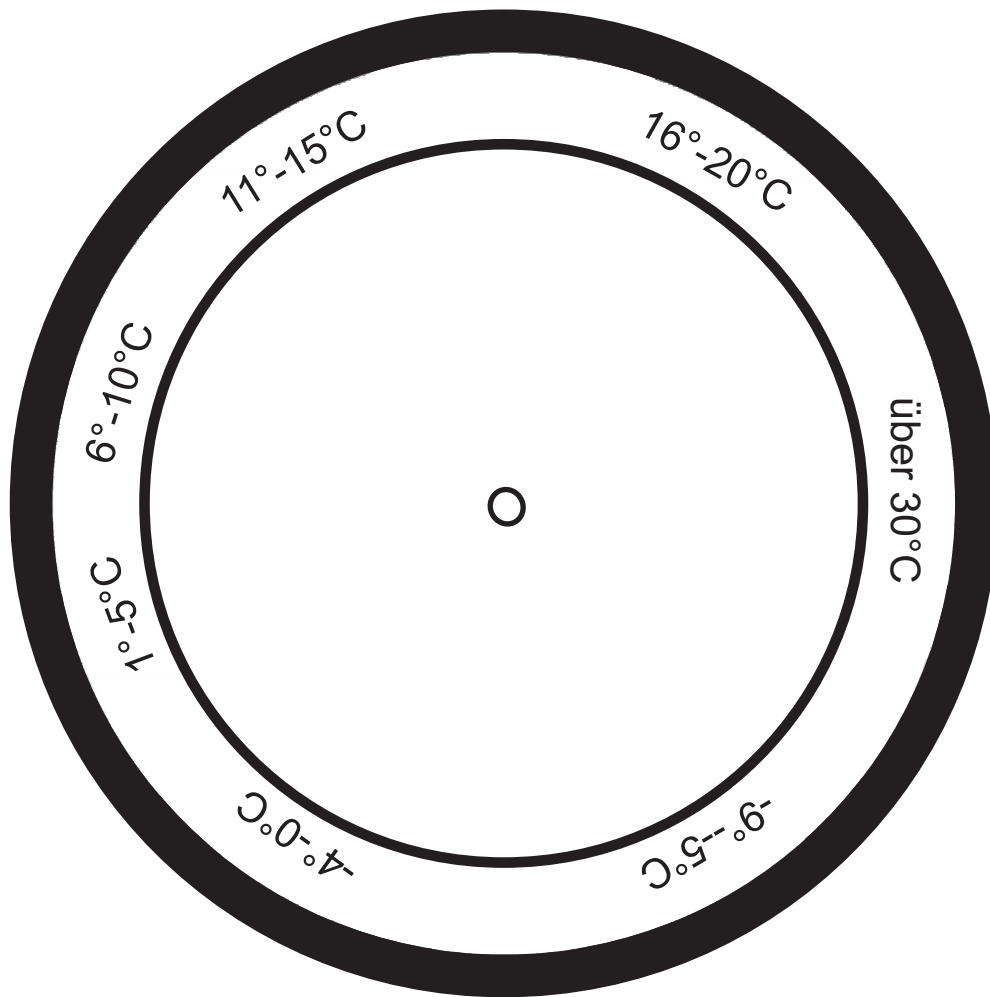


# Wolken



# Wind











# Temperatur

## Legende/Zeichenerklärung Wolken

Wetter wird zunehmend schlechter



	Sonne/keine Wolken
	Leichte Bewölkung
	Starke Bewölkung
	Nebel
	Regen
	Schauer
	Gewitter
	Schnee

## Legende/Zeichenerklärung Wolken

Wetter wird zunehmend schlechter



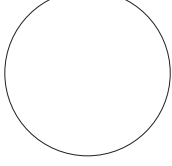
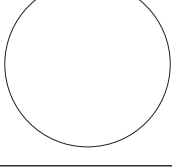
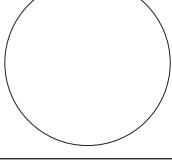
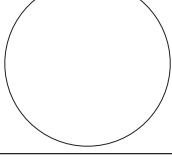
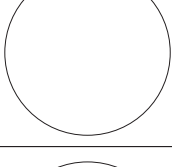



	Sonne/keine Wolken
	Leichte Bewölkung
	Starke Bewölkung
	Nebel
	Regen
	Schauer
	Gewitter
	Schnee

## Legende/Zeichenerklärung Temperatur

Temperatur wird zunehmend wärmer



	kälter als $-9^{\circ}\text{C}$
	$-9^{\circ} - -5^{\circ}\text{C}$
	$-4^{\circ} - 0^{\circ}\text{C}$
	$1^{\circ} - 5^{\circ}\text{C}$
	$6^{\circ} - 10^{\circ}\text{C}$
	$11^{\circ} - 15^{\circ}\text{C}$
	$16^{\circ} - 20^{\circ}\text{C}$
	über $30^{\circ}\text{C}$



Temperaturkurve für die Woche vom: \_\_\_\_\_ bis: \_\_\_\_\_

